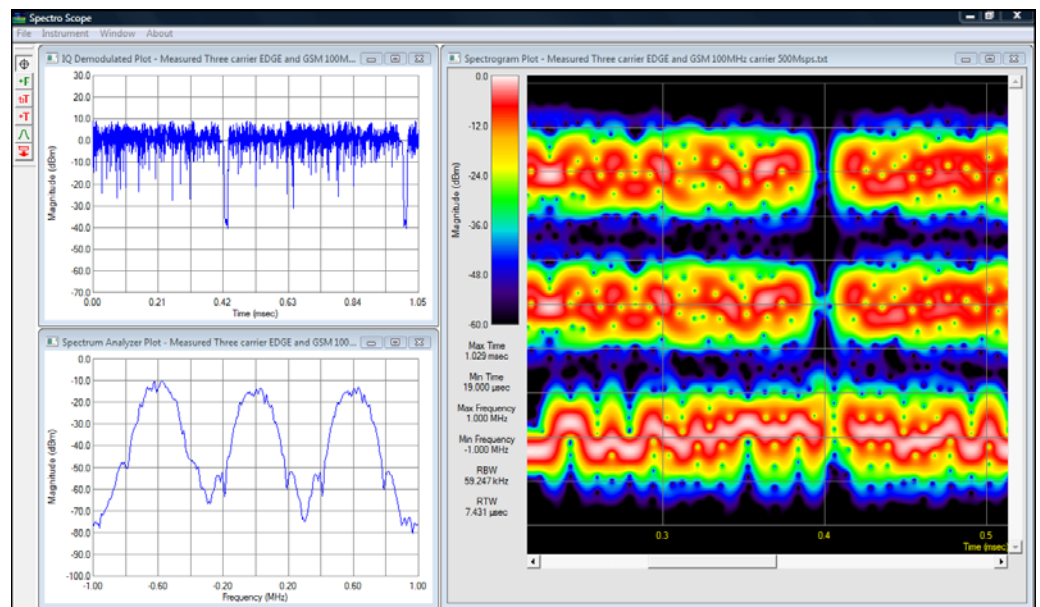


Spectro Lite is a free version of Constant Wave's Spectro series of analysis software. Spectro Lite introduces the user to the power of High Definition Spectrographic Analysis. The unique capabilities of Spectro Lite give the engineer new and powerful tools for visualizing and identifying signal behavior.

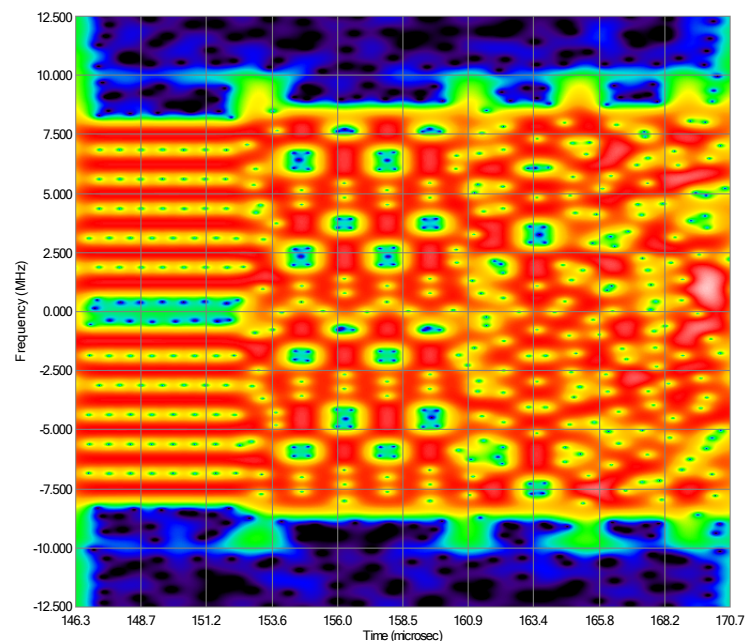
Windows Software

- Easy to use software runs under Windows XP and Windows Vista.
- Reads a variety of data file formats.
- Export data and graphics with ease.



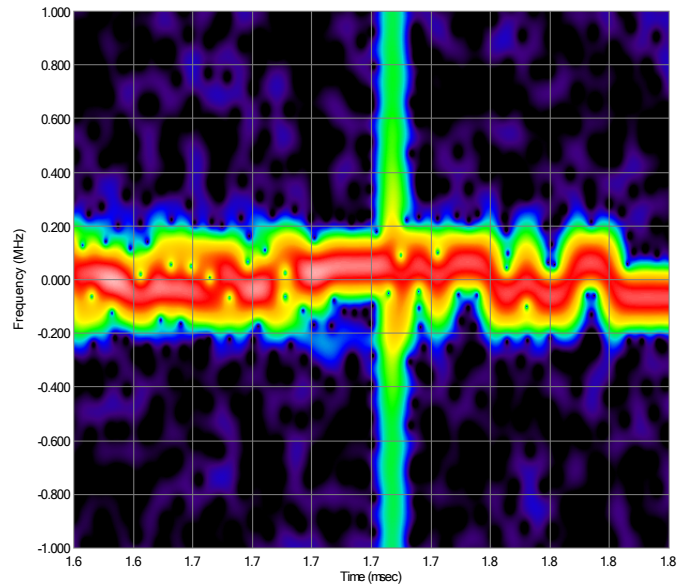
Joint Time-Frequency Analysis

- See signal characteristics in both time and frequency simultaneously. Gain insight into signal behavior.
- Generate extremely high resolution spectrogram images through “High Definition” signal processing.
- Control the trade-off between time domain resolution and frequency domain resolution through the use of Resolution Bandwidth (RBW).



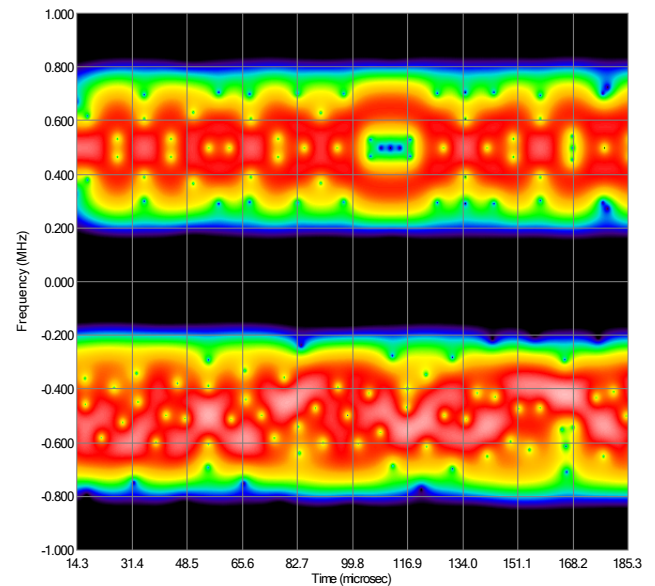
Investigate Spectral Events

- See unusual signal characteristics which show when, in time, signal discontinuities are occurring.
- Save debugging time.
- Remove the spectral event from the waveform using powerful post-processing tools.



Signal Selection

- Select any fragment of the time-frequency space and see its characteristics, without distortion or ringing from the selection process.
- Much more powerful than traditional filtering techniques.
- Treat the time-frequency space as a workspace where any fragment is selectable and viewable.

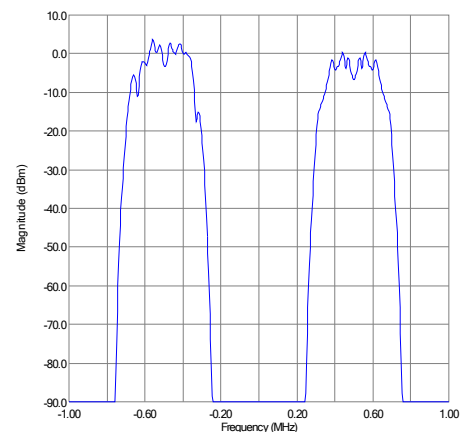


Post-Processing

- Apply powerful post-processing tools to the spectrogram, including
 - Trace vs Time
 - Trace vs Frequency
 - Average Spectrum

For more information visit www.constantwave.com

Constant Wave, Inc.
8110 Woodcrest Dr.
Colorado Springs, CO 80908
(719) 331-2442



Copyright © 2009, Constant Wave, Inc.